



US00D583361S

(12) **United States Design Patent**
Sodetz

(10) **Patent No.:** **US D583,361 S**

(45) **Date of Patent:** **** Dec. 23, 2008**

(54) **EARPHONE COVER**

(76) **Inventor:** **Robert Owen Sodetz**, 1624 Shenandoah Cir., Fort Collins, CO (US) 80525

(**) **Term:** **14 Years**

(21) **Appl. No.:** **29/301,156**

(22) **Filed:** **Feb. 13, 2008**

(51) **LOC (8) Cl.** **14-01**

(52) **U.S. Cl.** **D14/205**

(58) **Field of Classification Search** D14/205,
D14/206, 223; D11/27, 32, 40, 95, 202,
D11/226; 24/113 R, 113 MP, 114.9, 106,
24/96, 104, 692; D28/43; D7/633; 2/239;
63/40

See application file for complete search history.

(56) **References Cited**

U.S. PATENT DOCUMENTS

295,335 A *	3/1884	Black	24/106
315,167 A *	4/1885	Prentice	24/106
672,052 A *	4/1901	Anderson	24/96
1,071,855 A *	9/1913	Zak	24/104
1,397,957 A *	11/1921	Gulick	24/113 R
1,434,077 A *	10/1922	Weidmuller	24/113 R
1,504,955 A *	8/1924	Kaynor	24/96
D124,654 S *	1/1941	Maguin	D11/27
2,272,137 A *	2/1942	Smitt	24/104
2,667,004 A *	1/1954	Sanson	24/106
2,717,434 A *	9/1955	Duell	24/113 R
2,776,434 A *	1/1957	Ellestad	2/123
2,825,951 A *	3/1958	Chaves	24/106
2,880,487 A *	4/1959	Ryan	24/113 MP
3,087,215 A *	4/1963	Tworek et al.	24/113 R
3,142,878 A *	8/1964	Santora	24/96

3,343,230 A *	9/1967	Darvie	24/113 R
3,353,231 A *	11/1967	Levine	24/113 R
3,448,495 A *	6/1969	Chernack et al.	24/96
3,543,354 A *	12/1970	Mitchell, Jr. et al.	24/102 PL
4,068,322 A *	1/1978	Rathel	2/239
4,793,155 A *	12/1988	Law	63/40
4,969,241 A *	11/1990	Griffin	24/113 R
D444,141 S *	6/2001	Koss et al.	D14/223

OTHER PUBLICATIONS

Home page of www.gribbits.com as seen on Feb. 10, 2008.

Home page of www.emotibles.com as seen on Feb. 10, 2008.

* cited by examiner

Primary Examiner—Paula Greene

(57) **CLAIM**

The ornamental design for an earphone cover, as shown and described.

DESCRIPTION

FIG. 1 is a front view of an earphone cover showing my new design;

FIG. 2 shows a rear view of the earphone cover.

FIG. 3 shows a top view of the earphone cover.

FIG. 4 shows a bottom view of the earphone cover.

FIG. 5 shows a left view of the earphone cover.


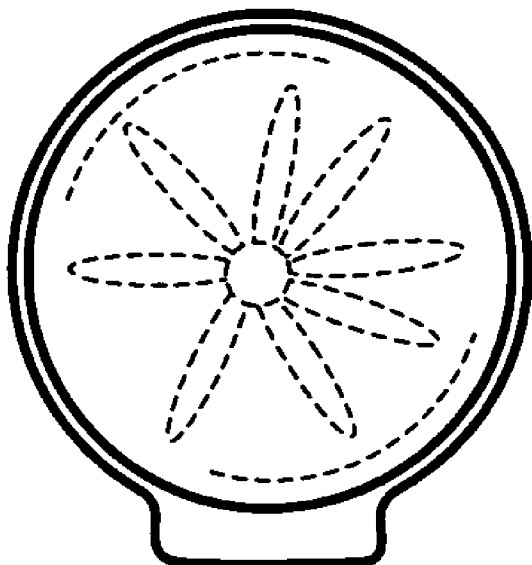
FIG. 6 shows a right view of the earphone cover.

FIG. 7 is a left view of an earphone thereof; and,

FIG. 8 is a front view of an earphone cover thereof.

The broken lines in FIGS. 1, 7 and 8 form no part of the claimed design.

1 Claim, 5 Drawing Sheets



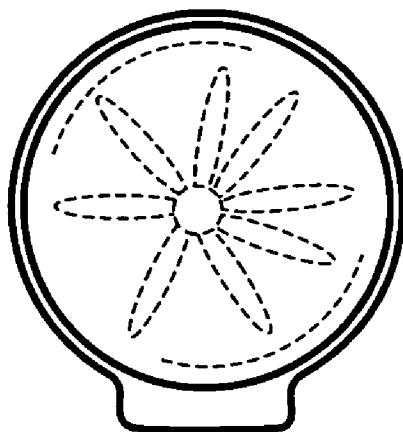


Fig. 1




Fig. 2




Fig. 3




Fig. 4

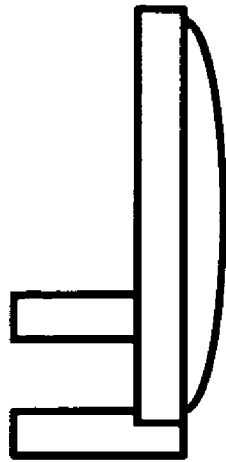


Fig. 5

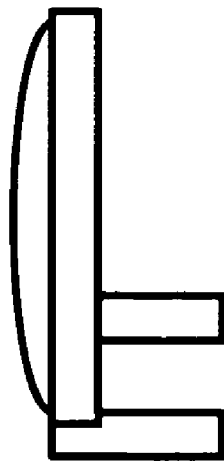


Fig. 6

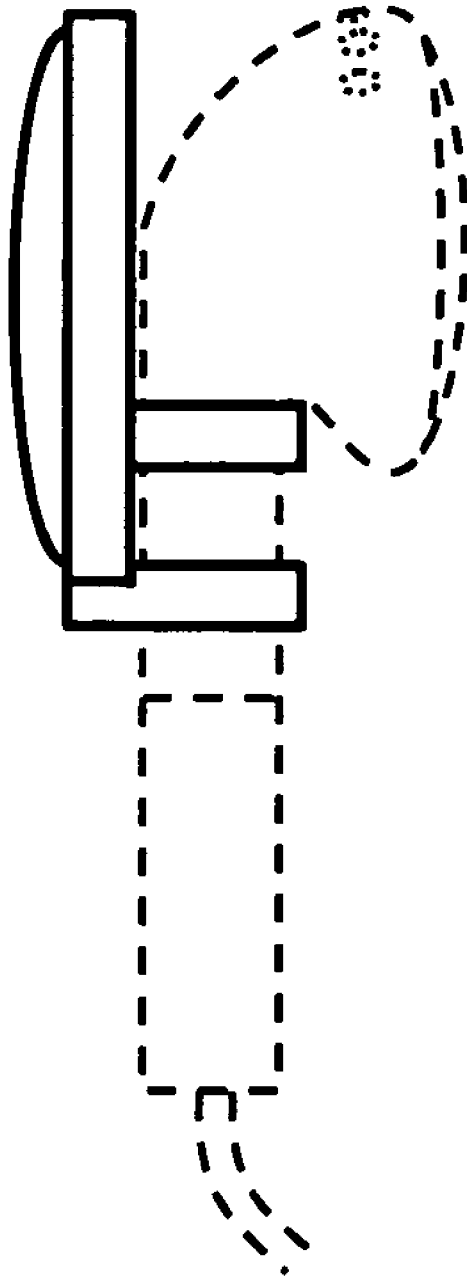


Fig. 7

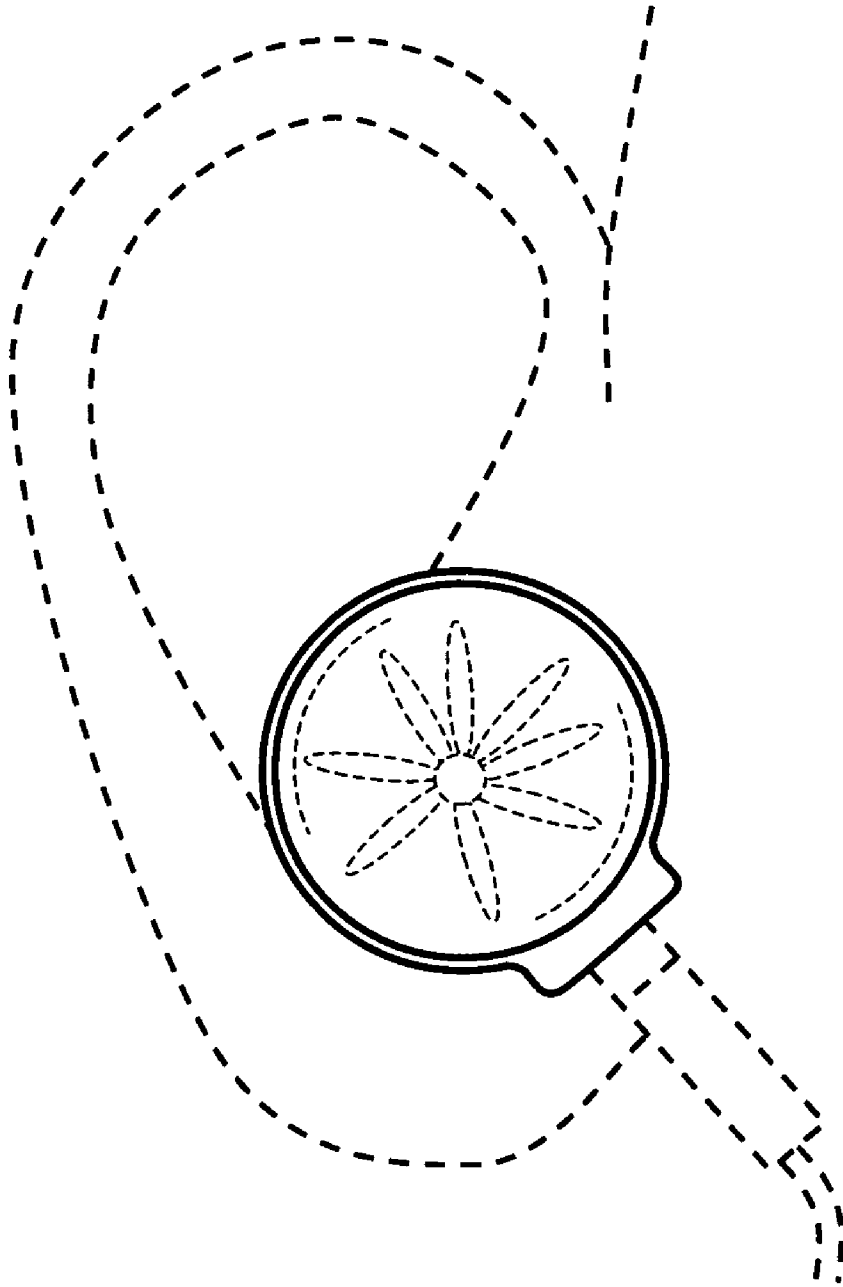


Fig. 8