



US00D528952S

(12) **United States Design Patent**
Vander Horst

(10) **Patent No.:** **US D528,952 S**

(45) **Date of Patent:** **** Sep. 26, 2006**

(54) **ATTACHABLE MIRROR FOR TRANSPORT APPLICATIONS**

D474,432 S * 5/2003 Good D12/188
D508,883 S * 8/2005 Falconer D12/189

* cited by examiner

(75) Inventor: **John Vander Horst**, 10872 Mill Hollow Rd., Littleton, CO (US) 80127

Primary Examiner—Melody N. Brown

(73) Assignee: **John Vander Horst**, Littleton, CO (US)

(74) *Attorney, Agent, or Firm*—Townsend and Townsend and Crew LLP

(**) Term: **14 Years**

(57) **CLAIM**

(21) Appl. No.: **29/220,217**

The ornamental design for an attachable mirror for transport applications, as shown and described.

(22) Filed: **Dec. 27, 2004**

DESCRIPTION

(51) **LOC (8) Cl.** **12-16**

FIG. 1 is a rear elevational view of an attachable mirror for transport applications showing my new design;

(52) **U.S. Cl.** **D12/188**

FIG. 2 is a front elevational view thereof;

(58) **Field of Classification Search** D12/187-189; 359/838-851, 855-868, 871-881

FIG. 3 is a top plan view thereof;

See application file for complete search history.

FIG. 4 is a bottom plan view thereof;

FIG. 5 is a right elevational view thereof; and,

FIG. 6 is a left elevational view thereof.

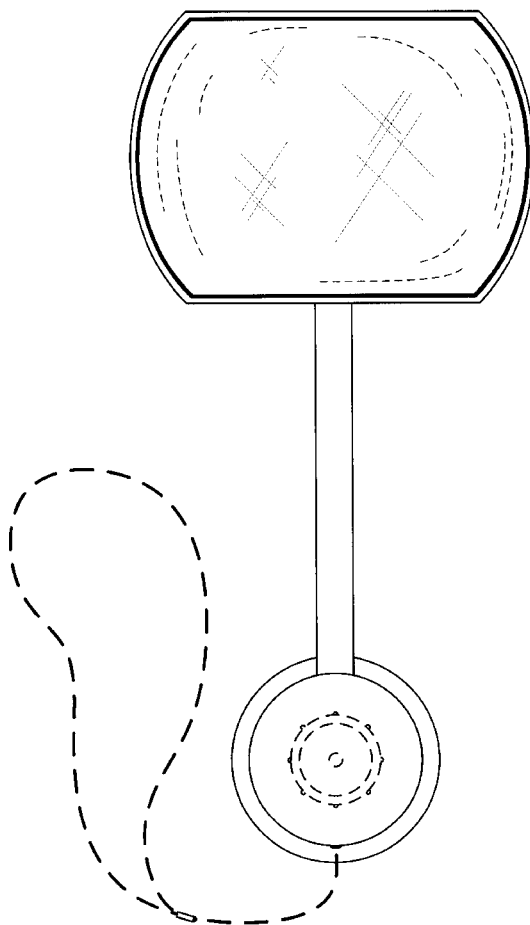
(56) **References Cited**

The broken lines shown throughout the drawing are for illustrative purposes only and form no part of the claimed design.

U.S. PATENT DOCUMENTS

- D406,088 S * 2/1999 Hanlon et al. D12/187
- D426,182 S * 6/2000 Brown D12/189
- D449,261 S * 10/2001 Englander D12/187

1 Claim, 6 Drawing Sheets



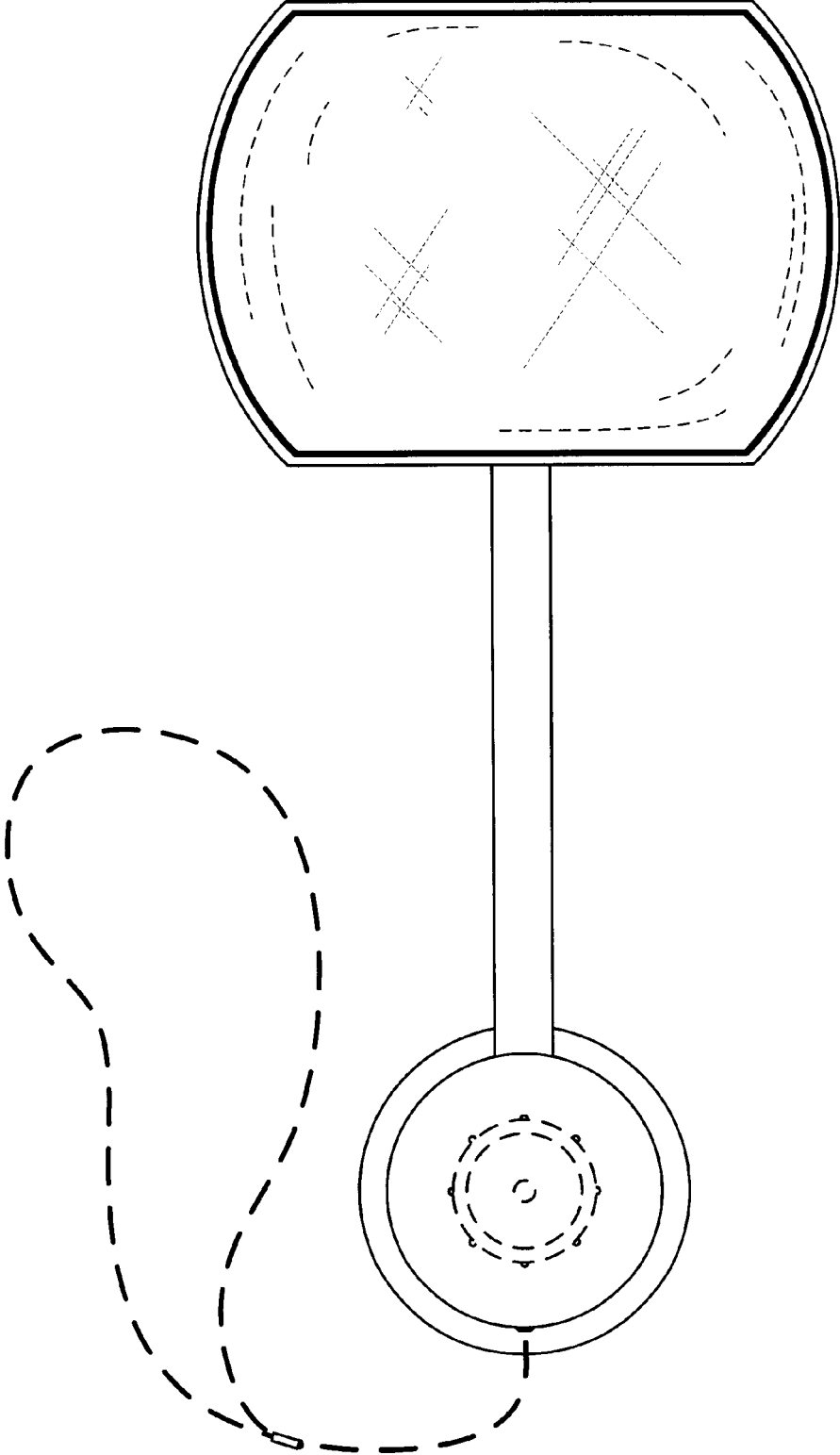


FIG. 1

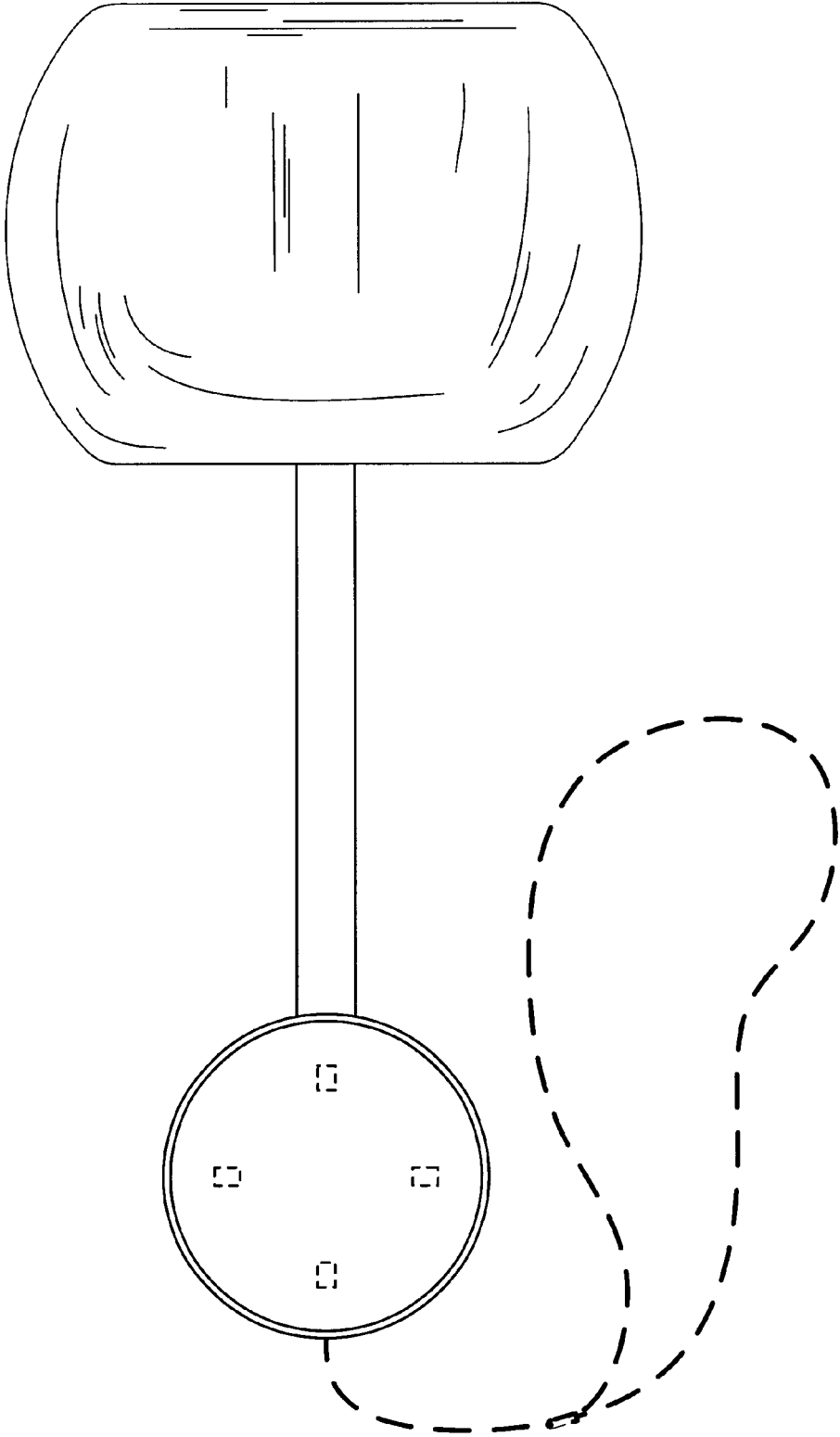


FIG. 2

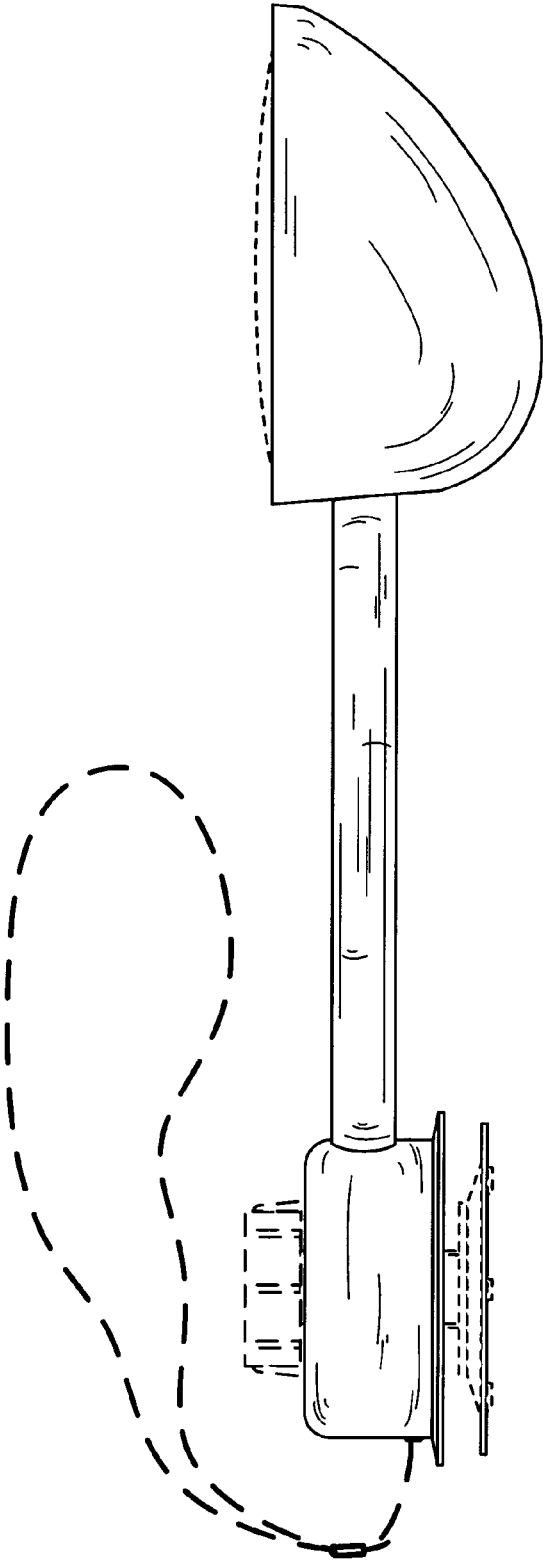


FIG. 3

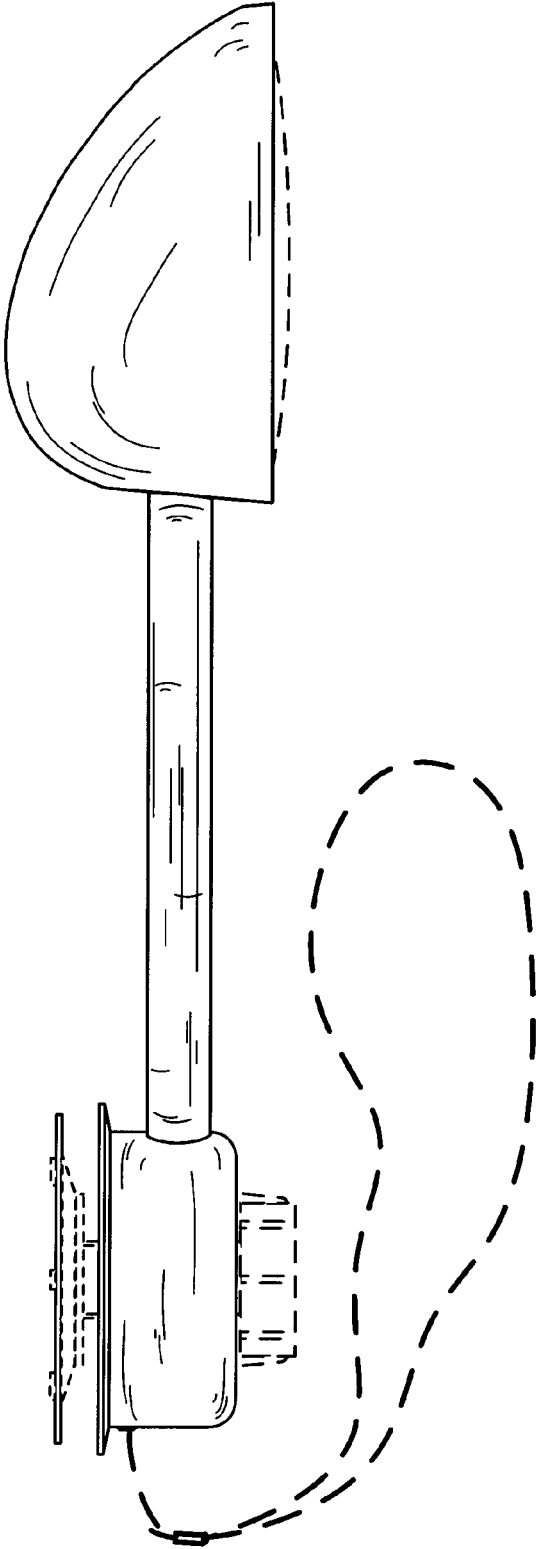


FIG. 4



FIG. 5




FIG. 6